

MMHCP-I-3D Marmoset Hepatocytes Cryopreserved Plateable for Induction assays and for 3D culture
Cell Specification – Certificate of Analysis (CoA)

Lot MMH250722-3

Batch Release: September 09, 2025

Donor data

Species: Marmoset (*Callithrix jacchus*)

Gender: male

Age: 2 years 9 months

The animals from which the samples were taken were examined and found healthy. The stock is under regular veterinarian surveillance. Bacteriological and parasitological controls are performed. Causes of death are determined regularly. All animals were born in Europe.

Cryopreservation and Thawing

Cryopreservation:

Date: July 22, 2025

Amount per vial: 10.2×10^6 cells

Thawing: n=1

Post-thaw viability: 97 %


Post-thaw yield per vial: 5.9×10^6 cells

Recovery: 57.6 %

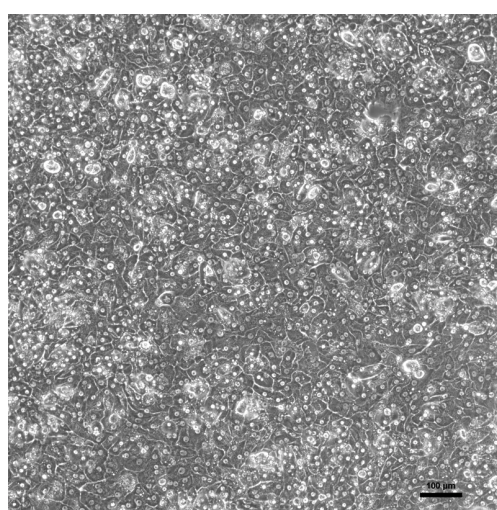
Only one spin required. No washing step.

2D culture

Phase contrast on day 1 after thawing
(24well plate)



Phase contrast on day 3 after thawing
(24well plate)



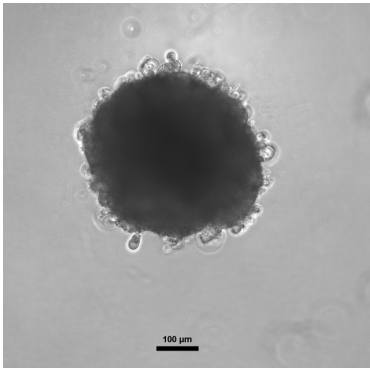
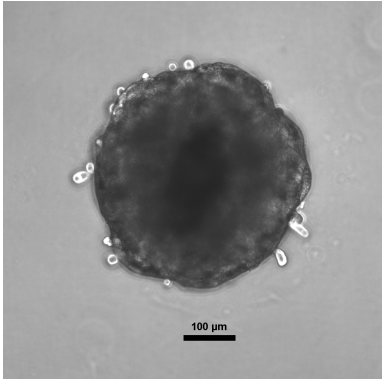
Recommended seeding density on collagen-coated plates:

24well plate – 300,000 cells/well // 96well plate – 80,000 cells/well.

Culture in Human Hepatocyte Maintenance Medium (HHMM).

Note: Gently shake the plate (N/S-E/W) every 30 minutes for 2 hours after plating (only 24well plate and bigger wells). This step has a positive effect on the uniform plating.

CYP P450 activity in 2D culture after thawing: Ethoxyresorufin-O-deethylation: Induction with 25 µM β-Naphthoflavone	pmol/ (mg × min) 24well: 10.6 ± 0.5 96well: 23.8 ± 2.2	X-fold induction 8.3 15.7
----------------------------------------------------------------------------------------------------------------------------	--------------------------------------------------------------	---------------------------------

3D culture	
Cells seeded in 96well ULA round bottom plates (FaCellitate), 2,500 cells/well	
day 4	day 8
	

Suspension culture

Viability test on orbital shaker (Eppendorf Thermomixer C, 1000 rpm at 37 °C with 0.5 x 10⁶ cells in 0.5 ml HPM-Cryo):

Time (h)	0	1	2	3	4	5
Viability (%)	97	92.9	94.2	95.1	89.1	89.3

Note: Yield, viability, recovery and activity assays were performed at PRIMACYT using PRIMACYT's manual for thawing, plating and culture of primary cryopreserved hepatocytes.

Note for thawing process: Only one spin at 100 x g, 10 min., 20 °C is required. No washing step needed.

Store at -150 °C or in the vapour phase of LN₂

This product should be considered as potential biohazard. Only intended for *in vitro* use.

Issued by: A. Alkufairi	Verified by: K. Damrau
-------------------------	------------------------