

## CERTIFICATE OF ANALYSIS

Lot#: HC-11

### PRODUCT DESCRIPTION

**Reference:** HuHECS/6+**Product:** Cryopreserved Human Hepatocytes**Category:** Suspension**Spheroid qualified:** NO*(see details below: 3D Spheroid formation section)***Isolation date:** 31<sup>st</sup> May 2018**Initial Isolation Viability:** 67.00%**Storage conditions:** -196°C using LN<sub>2</sub>**Sterility test:** negative for bacteria, yeast, and fungi

### DONOR DEMOGRAPHICS

Species	Gender	Race	Age	BMI	Smoker	Alcohol Use	Drug Use
Human	Female	Caucasian	24	18.83	No	No	No
Pathology		Serological Data <sup>1</sup>					
Adenoma		Tested negative less than 3 months before surgery					

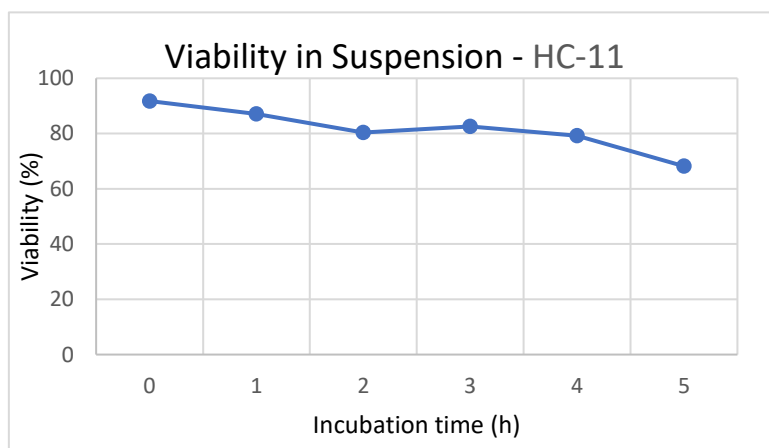
Patient informed consent was obtained. <sup>1</sup>The donor was serologically tested negative for following infectious diseases: HIV, Hepatitis B, and C. Donor medical history was also examined prior to accepting this donor. *For donor's medication information, please contact us.*

### CHARACTERIZATION FOR SUSPENSION CELLS

Post Thaw Lot information	Result	SD	n
<b>Number of viable cells/vial:</b>	7.88x10 <sup>6</sup>	± 0.38x10 <sup>6</sup>	2
<b>Viability (%):</b>	91.76	± 2.58	2

Human hepatocytes were thawed according to BeCytes Biotechnologies protocol. The post-thawing yield and viability (trypan blue exclusion assay) of hepatocytes were assessed after a purification process.

Time (h)	0	0.5	1	1.5	2	3	4	5
<b>Viability (%)</b>	91.76	83.34	87.07	83.40	80.42	82.52	79.16	68.18
<b>SD</b>	± 2.58	± 4.70	± 2.45	± 1.67	± 1.60	± 0.60	± 3.80	± 8.42



Resuspended human hepatocytes suspension (0,5 \* 10<sup>6</sup> cells in 0.5 ml medium) from the post-thaw assessment were incubated up to 5 h at 37°C. The assay was performed in 2 ml round-bottom tubes under shaking conditions (1000 rpm) using Eppendorf Thermomixer C. In the first two hours, samples were taken at every 30 min, after 2 h samples were taken at every 60 min. At each time point the viability of cells was calculated.

**For basic research use only**, not to be used for clinical or diagnostic applications. Products distributed by BeCytes Biotechnologies may contain human material that should be treated as potentially biohazardous.

**3D SPHEROID FORMATION**



**Spheroid morphology**

BeCytes **does not guarantee** that these primary hepatocytes will be suitable for 3D culture and creation of spheroid structures.

**If you need help for an experiment, just contact us, our experts will be pleased to assist you**

**CERTIFICATION:**

*The viability and performance of the primary human hepatocytes provided depend primarily on the use of appropriate media and reagents, as well as the use of sterile plastics. Likewise, proper handling protocols must be followed. Please note that if these parameters are not carefully considered, the cellular response obtained in the assays may be lower than expected.*

Name	Title	Signature	Cytes Biotechnologies, S.L.	Date
Pilar Sainz de la Maza	Quality Manager			21/04/23

**For basic research use only**, not to be used for clinical or diagnostic applications. Products distributed by BeCytes Biotechnologies may contain human material that should be treated as potentially biohazardous.